


Jet nozzles


Type TJN




Scale for discharge angle




Throw distance 60 %, with swirl unit and cap



Throw distance 80 %, with swirl unit



Throw distance 100 %



Acoustically and technically optimised

The new TJN jet nozzle offers improved acoustic properties and is also more energy efficient.

- Up to 6 dB less noise than with DUK jet nozzles due to optimised nozzle contours
- Discharge angle indication, limiting and setting ($\pm 30^\circ$) using a concealed scale
- Visible parts made of high-grade polymer in RAL white aluminium or pure white
- Easy to remove face cover ring with bayonet fixing
- 5 nominal sizes, each with a circular spigot or, as an option, with a connection piece for circular or rectangular ducts

Optional equipment and accessories

- Swirl unit for two-step reduction of the throw distance due to air control blades with unique saw tooth edges
- Compact height actuator that requires little additional space; mounted externally hence not affecting the differential pressure
- Actuator allows for integration into the central BMS
- All variants also with outer casing

Order code

TJN

TJN – R – E7 / 160 – 315 / C / D / S1

1 2 3 4 5 6 7 8

1 Type

TJN Adjustable jet nozzle

2 Connection piece

No entry: none

K For rectangular ducts

R For circular ducts (saddle connector),
specify duct diameter under 5

3 Actuator

No entry: manual adjustment

E7 Min/max or 3-point, 230 V AC

E8 Min/max or 3-point, 24 V AC

E9 Modulating 2 – 10 V DC, 24 V AC

4 Nominal size [mm]

160

200

250

315

400

5 Circular duct diameter [mm]

Specify only for variant -R

315 Specify only for nominal size 160

500 Only up to nominal size 315

630

800

6 Attachments

No entry: none

C Outer casing

7 Accessories

No entry: none

D Swirl unit for throw distance reduction

8 Exposed surface

No entry: similar to RAL 9010, pure white

S1 Similar to RAL 9006, white aluminium

Description

Adjustable jet nozzles for the ventilation of large indoor spaces such as halls and assembly rooms. Air discharge with long throw distance and excellent acoustic properties. For horizontal air discharge with a vertical discharge angle of $\pm 30^\circ$. Discharge angle indication, limiting and setting using a concealed scale. Consists of a casing for the spherical discharge nozzle, flange, face cover ring and nozzle. Can be mounted onto circular ducts or installed into walls.

Special features

- Easy to remove face cover ring with bayonet fixing
- Swirl unit for two-step reduction of the throw distance due to air control blades with unique saw tooth edges
- Discharge angle indication, limiting and setting ($\pm 30^\circ$) using a concealed scale

Materials and surfaces

- Flange, face cover ring and nozzle made of ABS plastic, flame retardant to UL 94, V-0
- Spherical nozzle casing made of galvanised sheet steel
- Connection pieces for circular or rectangular ducts made of galvanised sheet steel

Construction

- Pure white, similar to RAL 9010
- White aluminium, similar to RAL 9006

Technical data

- Nominal sizes: 160, 200, 250, 315, 400 mm
- Vertical discharge angle: $\pm 30^\circ$
- Volume flow rate range: 20 – 1000 l/s or 72 – 3600 m³/h

Sizing data

- \dot{V} _____ [m³/h]
- Δp_t _____ [Pa]
- L_{WA} Air-regenerated noise _____ [dB(A)]

Order options

1 Type

TJN Adjustable jet nozzle

2 Connection piece

No entry: none

- ☐ **K** For rectangular ducts
- ☐ **R** For circular ducts (saddle connector), specify duct diameter under 5

3 Actuator

No entry: manual adjustment

- ☐ **E7** Min/max or 3-point, 230 V AC
- ☐ **E8** Min/max or 3-point, 24 V AC
- ☐ **E9** Modulating 2 – 10 V DC, 24 V AC

4 Nominal size [mm]

- ☐ 160
- ☐ 200
- ☐ 250
- ☐ 315
- ☐ 400

5 Circular duct diameter [mm]

Specify only for variant -R

- ☐ **315** Specify only for nominal size 160
- ☐ **500** Only up to nominal size 315
- ☐ **630**
- ☐ **800**

6 Attachments

No entry: none

- ☐ **C** Outer casing

7 Accessories

No entry: none

- ☐ **D** Swirl unit for throw distance reduction

8 Exposed surface

No entry: similar to RAL 9010, pure white

- ☐ **S1** Similar to RAL 9006, white aluminium